




CEMENT RETAINED RESTORATIONS | STRAIGHT ABUTMENTS

Standard	Ø D (mm)	L (mm)
 NM-A5908	4.5	8.5
 NM-A5909	4.5	9.5
 NM-A5911	4.5	11.5
 NM-A5912	4.5	12.5

Shoulder, Narrow	Ø D (mm)	L (mm)	L1 (mm)
 NM-A5300	3.75	8.5	0.5
 NM-A5301	3.75	8.5	1.5

Wide	Ø D (mm)	L (mm)
 NM-A5711	5.5	11



NM-S8324
Included with all abutments
& available separately