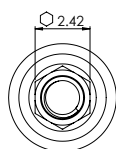
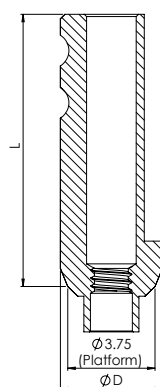
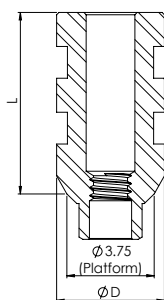










ACCESSORIES | Impression Transfers



DESIGN FEATURES	<ul style="list-style-type: none"> • Open-tray impression transfers - retentive grooves for maximum retention • Close-tray impression transfers - round grooves for easy insertion/removal
CLINICAL BENEFITS	<ul style="list-style-type: none"> • Open-tray impression transfers for high accuracy • Close-tray impression transfers for places with less space • Non-hexed open-tray impression transfers are perfect for transferring multiple angled implants
MATERIAL	Body: Stainless Steel Screw: Titanium Alloy (Ti-6Al-4V ELI)

ORDERING INFORMATION



OPEN TRAY TRANSFER			CLOSED TRAY TRANSFER		
Transfer	Ø D (mm)	L (mm)	Transfer	Ø D (mm)	L (mm)
 NM-T4008	4.75	8	 NM-T3601	4.75	8
 NM-T4203	3.85	12	 NM-T3507	3.85	12
 NM-T4201	4.3	12	 NM-T3511	4.5	12
 NM-T4012	4.75	12			
NON-HEXED TRANSFER					
Transfer	Ø D (mm)	L (mm)	Transfer REF	Screw REF	
 NM-T4204	3.85	12	NM-T4008	NM-S1610	
			NM-T4203	NM-S2418	
			NM-T4201	NM-S2418	
			NM-T4012	NM-S2418	
			NM-T4204	NM-S2418	
			NM-T3601	NM-S1307	
			NM-T3507	NM-S1610	
			NM-T3511	NM-S1610	

Transfers screws are included with each transfer & available separately.