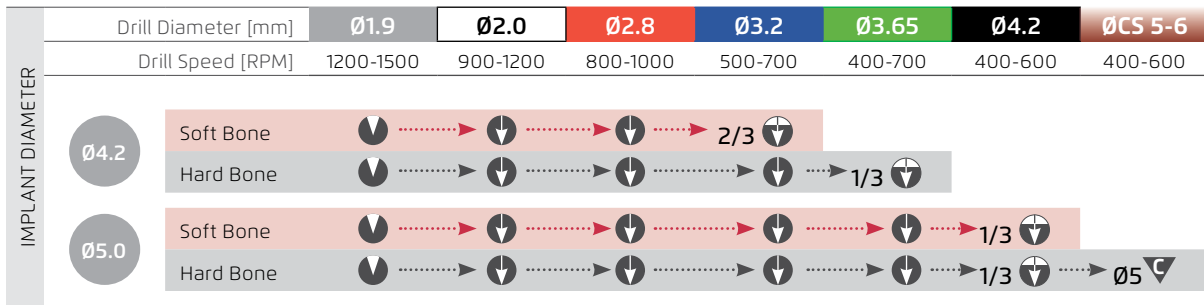
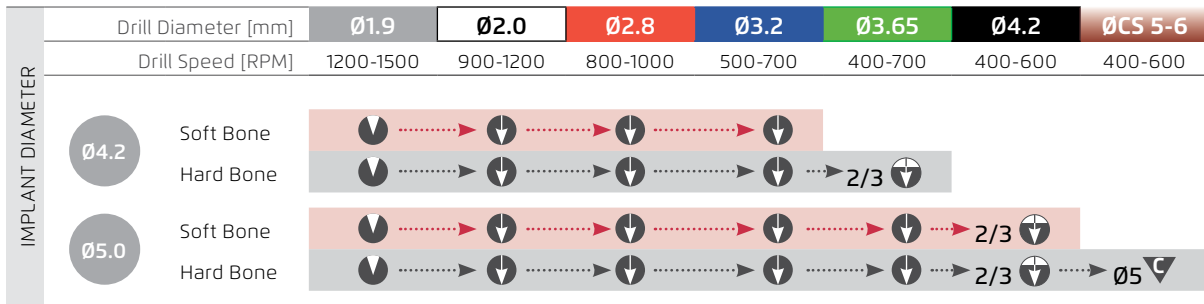


CLASSIC SERIES | Tuff TT™

RECOMMENDED STRAIGHT DRILL PROTOCOL




RECOMMENDED STEP DRILL PROTOCOL



	Drill to mark osteotomy site		Drill osteotomy to implant		Drill osteotomy partially according to implant		Drill with countersink to prepare the crest
---	------------------------------	---	----------------------------	---	--	---	---

The recommended drill protocol procedure should not replace the dentist's/surgeon's judgment. The implants may be loaded for immediate function when good primary stability (above 35 Ncm) has been achieved and with appropriate occlusal loading.

 For Implants longer than 16mm please refer to Long Drills page