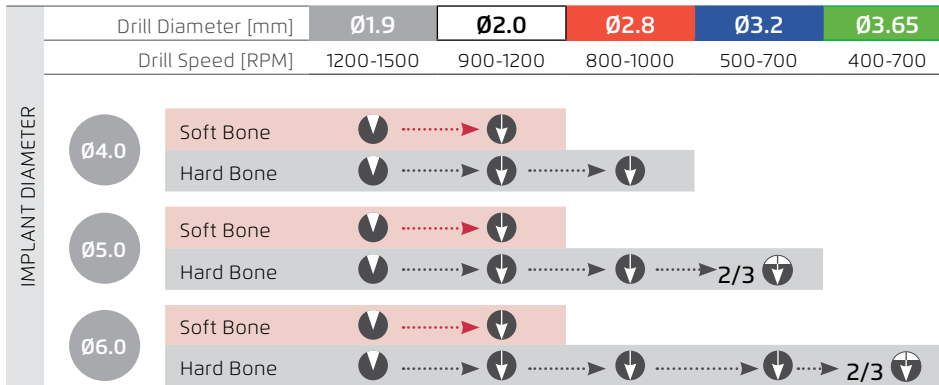
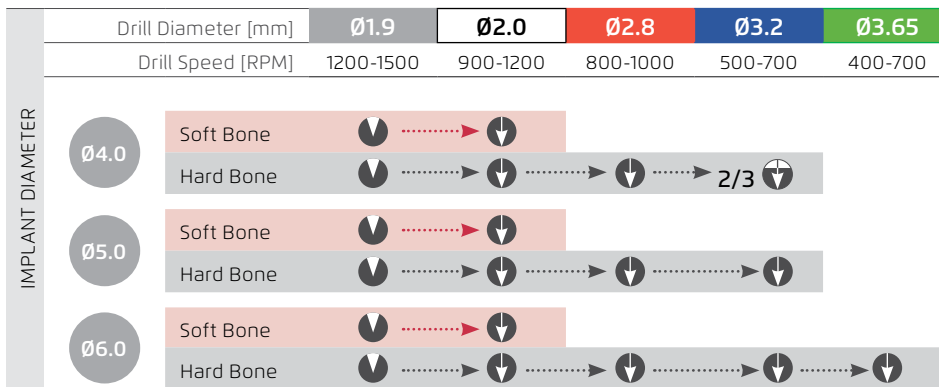





CLASSIC SERIES | Cortical™

RECOMMENDED STRAIGHT DRILL PROTOCOL



RECOMMENDED STEP DRILL PROTOCOL



	Drill to mark osteotomy site		Drill osteotomy to implant		Drill osteotomy partially according to implant
---	------------------------------	---	----------------------------	---	--

The recommended drill protocol procedure should not replace the dentist's/surgeon's judgment. The implants may be loaded for immediate function when good primary stability (above 35 Ncm) has been achieved and with appropriate occlusal loading.